



Portimao Moto2™ & Moto3™ Official Test
Day 1 Session 3
Classification

10

	Rider	Nation	Team	Motorcycle	Time	Lap Total	Gap	Top Speed
1	22 Sam LOWES	GBR	Elf Marc VDS Racing Team	KALEX	1'43.245	7 8		277.6
2	40 Aron CANET	SPA	Pons Wegow Los40	KALEX	1'43.252	8 9	0.007 0.007	279.7
3	18 Manuel GONZALEZ	SPA	Yamaha VR46 Master Camp Team	KALEX	1'43.319	11 12	0.074 0.067	280.5
4	14 Tony ARBOLINO	ITA	Elf Marc VDS Racing Team	KALEX	1'43.323	6 11	0.078 0.004	277.6
5	54 Fermin ALDEGUER	SPA	CAG SpeedUp	BOSCOSCURO	1'43.337	7 16	0.092 0.014	277.6
6	96 Jake DIXON	GBR	GASGAS Aspar Team	KALEX	1'43.658	6 7	0.413 0.321	276.9
7	3 Lukas TULOVIC	GER	Liqui Moly Husqvarna Intact GP	KALEX	1'43.725	14 17	0.480 0.067	280.5
8	12 Filip SALAC	CZE	QJMOTOR Gresini Racing Moto2	KALEX	1'43.988	6 7	0.743 0.263	283.4
9	84 Zonta VD GOORBERGH	NED	Fieten Olie Racing GP	KALEX	1'44.112	4 6	0.867 0.124	281.2
10	19 Lorenzo DALLA PORTA	ITA	Pertamina Mandalika SAG Team	KALEX	1'44.143	17 20	0.898 0.031	281.2
11	15 Darryn BINDER	RSA	Liqui Moly Husqvarna Intact GP	KALEX	1'44.306	21 22	1.061 0.163	284.9
12	52 Jeremy ALCOBA	SPA	QJMOTOR Gresini Racing Moto2	KALEX	1'44.340	4 9	1.095 0.034	279.0
13	11 Sergio GARCIA	SPA	Pons Wegow Los40	KALEX	1'44.415	18 25	1.170 0.075	281.2
14	24 Marcos RAMIREZ	SPA	Forward Team	FORWARD	1'44.706	7 8	1.461 0.291	280.5
15	16 Joe ROBERTS	USA	Italtrans Racing Team	KALEX	1'44.775	5 7	1.530 0.069	280.5
16	72 Borja GOMEZ	SPA	Fantic Racing	KALEX	1'45.189	6 8	1.944 0.414	277.6
17	71 Dennis FOGGIA	ITA	Italtrans Racing Team	KALEX	1'45.212	13 19	1.967 0.023	284.2
18	5 Kohta NOZANE	JPN	Yamaha VR46 Master Camp Team	KALEX	1'45.659	12 13	2.414 0.447	274.1
19	98 David SANCHIS	SPA	Forward Team	FORWARD	1'45.673	6 17	2.428 0.014	273.4
20	33 Rory SKINNER	GBR	American Racing	KALEX	1'45.736	7 9	2.491 0.063	273.4
21	4 Sean Dylan KELLY	USA	American Racing	KALEX	1'45.902	8 12	2.657 0.166	272.7
22	28 Izan GUEVARA	SPA	GASGAS Aspar Team	KALEX	1'46.689	10 15	3.444 0.787	281.9
No time set								
	7 Barry BALTUS	BEL	Fieten Olie Racing GP	KALEX				
	13 Celestino VIETTI	ITA	Fantic Racing	KALEX				
	21 Alonso LOPEZ	SPA	CAG SpeedUp	BOSCOSCURO				
	35 Somkiat CHANTRA	THA	IDEMITSU Honda Team Asia	KALEX				
	37 Pedro ACOSTA	SPA	Red Bull KTM Ajo	KALEX				
	64 Bo BENDSNEYDER	NED	Pertamina Mandalika SAG Team	KALEX				
	75 Albert ARENAS	SPA	Red Bull KTM Ajo	KALEX				

Practice condition: Dry

Fastest Lap:	Lap: 7	Sam LOWES	1'43.245	160.1 Km/h
Best Race Lap:	2020	Remy GARDNER	1'42.504	161.2 Km/h
All Time Lap Record:	2021	Raul FERNANDEZ	1'42.101	161.9 Km/h

The results are provisional until the end of the limit for protest and appeals.

Time limit for protest expires 30' after publication of the results - Time:

These data/results cannot be reproduced, stored and/or transmitted in whole or in part by any manner of electronic, mechanical, photocopying, recording, broadcasting or otherwise now known or herein after developed without the previous express consent by the copyright owner, except for reproduction in daily press and regular printed publications on sale to the public within 60 days of the event related to those data/results and always provided that copyright symbol appears together as follows below.


© DORNA, 2023





Portimao Moto2™ & Moto3™ Official Test
Day 1 Session 3
Combined Free Practice Times

11

	Rider	Nation	Team	MOTORCYCLE	FP1	FP2	FP3	Gap
1	40 A.CANET	SPA	Pons Wegow Los40	KALEX	1'43.767 15	1'42.681 15	1'43.252 8	
2	37 P.ACOSTA	SPA	Red Bull KTM Ajo	KALEX	1'43.710 13	1'42.703 24		0.022 0.022
3	75 A.ARENAS	SPA	Red Bull KTM Ajo	KALEX	1'44.314 17	1'42.970 21		0.289 0.267
4	22 S.LOWES	GBR	Elf Marc VDS Racing Team	KALEX	1'43.839 10	1'43.064 24	1'43.245 7	0.383 0.094
5	64 B.BENDSNEYDE	NED	Pertamina Mandalika SAG Team	KALEX	1'44.571 10	1'43.125 28		0.444 0.061
6	7 B.BALTUS	BEL	Fieten Olie Racing GP	KALEX	1'44.347 15	1'43.144 18		0.463 0.019
7	13 C.VIETTI	ITA	Fantic Racing	KALEX	1'43.976 17	1'43.194 24		0.513 0.050
8	54 F.ALDEGUER	SPA	CAG SpeedUp	BOSCOSCURO	1'44.990 7	1'43.227 21	1'43.337 7	0.546 0.033
9	18 M.GONZALEZ	SPA	Yamaha VR46 Master Camp Team	KALEX	1'44.172 11	1'43.608 11	1'43.319 11	0.638 0.092
10	14 T.ARBOLINO	ITA	Elf Marc VDS Racing Team	KALEX	1'44.104 7	1'43.920 5	1'43.323 6	0.642 0.004
11	35 S.CHANTRA	THA	IDEMITSU Honda Team Asia	KALEX	1'44.297 8	1'43.456 21		0.775 0.133
12	12 F.SALAC	CZE	QJMOTOR Gresini Racing Moto2	KALEX	1'44.425 14	1'43.539 9	1'43.988 6	0.858 0.083
13	96 J.DIXON	GBR	GASGAS Aspar Team	KALEX	1'43.951 10	1'43.614 18	1'43.658 6	0.933 0.075
14	3 L.TULOVIC	GER	Liqui Moly Husqvarna Intact GP	KALEX	1'45.788 10	1'44.096 23	1'43.725 14	1.044 0.111
15	21 A.LOPEZ	SPA	CAG SpeedUp	BOSCOSCURO	1'44.663 13	1'43.765 20		1.084 0.040
16	19 L.DALLA PORTA	ITA	Pertamina Mandalika SAG Team	KALEX	1'45.770 12	1'44.053 20	1'44.143 17	1.372 0.288
17	84 Z.VD GOORBERG	NED	Fieten Olie Racing GP	KALEX	1'45.424 14	1'44.283 11	1'44.112 4	1.431 0.059
18	52 J.ALCOBA	SPA	QJMOTOR Gresini Racing Moto2	KALEX	1'45.221 13	1'44.120 27	1'44.340 4	1.439 0.008
19	15 D.BINDER	RSA	Liqui Moly Husqvarna Intact GP	KALEX	1'45.628 16	1'44.683 4	1'44.306 21	1.625 0.186
20	24 M.RAMIREZ	SPA	Forward Team	FORWARD	1'45.697 14	1'44.314 21	1'44.706 7	1.633 0.008
21	11 S.GARCIA	SPA	Pons Wegow Los40	KALEX	1'46.587 16	1'44.913 21	1'44.415 18	1.734 0.101
22	72 B.GOMEZ	SPA	Fantic Racing	KALEX	1'47.353 15	1'44.418 26	1'45.189 6	1.737 0.003
23	16 J.ROBERTS	USA	Italtrans Racing Team	KALEX		1'44.685 21	1'44.775 5	2.004 0.267
24	71 D.FOGGIA	ITA	Italtrans Racing Team	KALEX	1'45.491 12	1'44.899 8	1'45.212 13	2.218 0.214
25	4 S.KELLY	USA	American Racing	KALEX	1'46.046 15	1'45.402 18	1'45.902 8	2.721 0.503
26	5 K.NOZANE	JPN	Yamaha VR46 Master Camp Team	KALEX	1'47.812 8	1'46.112 16	1'45.659 12	2.978 0.257
27	98 D.SANCHIS	SPA	Forward Team	FORWARD	1'46.979 9	1'46.287 18	1'45.673 6	2.992 0.014
28	33 R.SKINNER	GBR	American Racing	KALEX	1'46.631 11	1'45.794 11	1'45.736 7	3.055 0.063
29	28 I.GUEVARA	SPA	GASGAS Aspar Team	KALEX	1'48.856 10	1'48.241 16	1'46.689 10	4.008 0.953

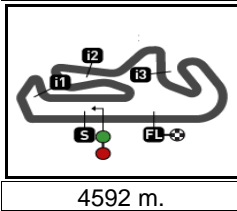
Pole Position Record:	2021	Raul FERNANDEZ	1'42.101	161.9 Km/h
Best Race Lap:	2020	Remy GARDNER	1'42.504	161.2 Km/h
All Time Lap Record:	2021	Raul FERNANDEZ	1'42.101	161.9 Km/h

The results are provisional until the end of the limit for protest and appeals.

Time limit for protest expires 60' after publication of the results - Time:

These data/results cannot be reproduced, stored and/or transmitted in whole or in part by any manner of electronic, mechanical, photocopying, recording, broadcasting or otherwise now known or herein after developed without the previous express consent by the copyright owner, except for reproduction in daily press and regular printed publications on sale to the public within 60 days of the event related to those data/results and always provided that copyright symbol appears together as follows below.


© DORNA, 2023



Portimao Moto2™ & Moto3™ Official Test
Day 1 Session 3
Top Speed & Average

Moto2™

12

	Rider	Nation	Motorcycle	Top 5 speeds					Average	Top
15	Darryn BINDER	RSA	KALEX	284.9	284.9	283.4	282.7	282.7	283.4	284.9
71	Dennis FOGGIA	ITA	KALEX	284.2	281.9	281.2	280.5	280.5	281.7	284.2
12	Filip SALAC	CZE	KALEX	283.4	276.9	276.2	275.5	274.1	277.2	283.4
28	Izan GUEVARA	SPA	KALEX	281.9	281.2	280.5	279.0	279.0	280.3	281.9
11	Sergio GARCIA	SPA	KALEX	281.2	281.2	279.7	279.7	278.3	279.7	281.2
19	Lorenzo DALLA PORTA	ITA	KALEX	281.2	279.0	279.0	279.0	278.3	279.1	281.2
84	Zonta VD GOORBERGH	NED	KALEX	281.2	280.5	280.5	280.5	276.9	279.9	281.2
3	Lukas TULOVIC	GER	KALEX	280.5	280.5	279.7	279.7	279.0	279.6	280.5
16	Joe ROBERTS	USA	KALEX	280.5	279.0	277.6	276.9	276.2	278.0	280.5
18	Manuel GONZALEZ	SPA	KALEX	280.5	279.0	279.0	279.0	279.0	279.3	280.5
24	Marcos RAMIREZ	SPA	FORWARD	280.5	280.5	279.0	278.3	277.6	278.7	280.5
40	Aron CANET	SPA	KALEX	279.7	277.6	276.9	276.9	274.1	277.0	279.7
52	Jeremy ALCOBA	SPA	KALEX	279.0	277.6	275.5	274.1	274.1	276.1	279.0
14	Tony ARBOLINO	ITA	KALEX	277.6	275.5	275.5	274.8	274.8	275.6	277.6
22	Sam LOWES	GBR	KALEX	277.6	277.6	276.9	276.9	276.2	277.0	277.6
54	Fermín ALDEGUER	SPA	BOSCOCURO	277.6	277.6	276.9	276.2	276.2	276.9	277.6
72	Borja GOMEZ	SPA	KALEX	277.6	277.6	276.9	276.9	276.2	277.0	277.6
96	Jake DIXON	GBR	KALEX	276.9	276.2	274.8	274.8	274.1	275.2	276.9
5	Kohta NOZANE	JPN	KALEX	274.1	272.7	271.3	269.3	269.3	271.3	274.1
33	Rory SKINNER	GBR	KALEX	273.4	273.4	272.7	272.0	271.3	272.4	273.4
98	David SANCHIS	SPA	FORWARD	273.4	273.4	272.7	272.0	272.0	272.6	273.4
4	Sean Dylan KELLY	USA	KALEX	272.7	270.0	269.3	268.6	268.6	269.8	272.7

These data/results cannot be reproduced, stored and/or transmitted in whole or in part by any manner of electronic, mechanical, photocopying, recording, broadcasting or otherwise now known or herein after developed without the previous express consent by the copyright owner, except for reproduction in daily press and regular printed publications on sale to the public within 60 days of the event related to those data/results and always provided that copyright symbol appears together as follows below.

© DORNA, 2023



Portimao Moto2™ & Moto3™ Official Test
Day 1 Session 3
Chronological Analysis of Performances

13

* Lap / Sector time cancelled						T1 Time from finish line to 1st intermediate						T3 Time from 2nd intermed. to 3rd intermed.							
P Crossing the finish line in pit lane						T2 Time from 1st intermed. to 2nd intermed.						T4 Time from 3rd intermediate to finish line							
Lap	Lap Time	T1	T2	T3	T4	Speed	Lap	Lap Time	T1	T2	T3	T4	Speed						
1st	22	Sam LOWES Elf Marc VDS Racing GBR				Runs=1	Total laps=8	Full laps=6	Valid laps=6	7	1'43.491	21.831	32.817	15.739	33.104	274.8			
							8	1'59.027 P	23.529	36.058	17.121	42.319	277.6						
							9	24'07.914	24.220	36.779	17.163	35.170							
							10	1'50.272	23.449	35.372	16.495	34.956	272.0						
							11	1'56.578 P	23.392	34.493	16.564	42.129	272.0						
2nd	40	Aron CANET Pons Wegow Los40 SPA				Runs=4	Total laps=9	Full laps=4	Valid laps=4	5th	54	Fermín ALDEGUER CAG SpeedUp SPA				Runs=3	Total laps=16	Full laps=10	Valid laps=10
							1	3'11.056	22.634	35.190	16.435	33.961							
							2	1'44.400	22.119	33.391	15.839	33.051	274.8						
							3	1'48.027	22.000	35.031	17.033	33.963	274.1						
							4	1'44.444	22.069	33.420	15.794	33.161	274.8						
							5	1'43.763	21.923	33.042	15.725	33.073	276.2						
							6	1'43.523	21.929	33.000	15.642	32.952	274.8						
							7	1'43.337	21.828	33.006	15.630	32.873	274.8						
							8	1'55.597 P	21.959	35.147	17.062	41.429	276.2						
							9	37'39.391	23.448	36.664	16.736	34.169							
							10	1'45.554	22.254	33.916	16.000	33.384	274.8						
							11	1'59.094 P	22.210	39.346	17.248	40.290	275.5						
							12	10'51.410	22.302	35.308	16.429	33.861							
							13	1'44.204	22.019	33.334	15.729	33.122	275.5						
							14	1'43.561	21.899	33.003	15.655	33.004	277.6						
							15	1'43.534	21.823	33.092	15.598	33.021	277.6						
							16	1'51.209 P	21.928	32.980	16.413	39.888	276.9						
3rd	18	Manuel GONZALEZ Yamaha VR46 Master SPA				Runs=2	Total laps=12	Full laps=8	Valid laps=8	6th	96	Jake DIXON GASGAS Aspar Team GBR				Runs=1	Total laps=7	Full laps=6	Valid laps=6
							1	2'45.641	22.252	34.967	16.443	34.121							
							2	1'46.417	22.353	34.453	16.069	33.542	274.8						
							3	1'45.181	22.150	33.761	15.861	33.409	272.7						
							4	1'44.305	22.078	33.192	15.748	33.287	274.1						
							5	1'43.947	21.984	33.026	15.797	33.140	274.1						
							6	1'43.658	21.934	32.918	15.716	33.090	274.8						
							7	1'46.537	22.691	33.957	16.001	33.888	276.2						
							unfinished	21.969				276.9							
4th	14	Tony ARBOLINO Elf Marc VDS Racing ITA				Runs=2	Total laps=11	Full laps=7	Valid laps=7	7th	3	Lukas TULOVIC Liqui Moly Husqvarna GER				Runs=3	Total laps=17	Full laps=13	Valid laps=13
							1	2'25.688	24.026	34.392	16.157	33.602							
							2	1'45.165	22.225	33.417	15.923	33.600	276.9						
							3	1'45.672	22.281	33.777	16.046	33.568	276.2						
							4	1'44.530	22.256	33.241	15.790	33.243	276.9						
							5	1'48.678	22.726	35.389	17.046	33.517	277.6						
							6	1'51.096 P	22.224	33.337	16.194	39.341	277.6						
							7	12'17.252 P	25.301	43.809	20.016	48.505							
							8	36'19.075	22.397	34.291	16.291	33.624							

Fastest Lap: Sam LOWES Elf Marc VDS Racing GBR 1'43.245 21.964 32.843 15.616 32.822

These data/results cannot be reproduced, stored and/or transmitted in whole or in part by any manner of electronic, mechanical, photocopying, recording, broadcasting or otherwise now known or herein after developed without the previous express consent by the copyright owner, except for reproduction in daily press and regular printed publications on sale to the public within 60 days of the event related to those data/results and always provided that copyright symbol appears together as follows below.
 © DORNA, 2023



Day 1 Session 3

Moto2

Lap	Lap Time	T1	T2	T3	T4	Speed	Lap	Lap Time	T1	T2	T3	T4	Speed
9	1'44.716	22.228	33.305	15.814	33.369	279.7	3	1'45.217	22.197	33.278	15.982	33.760	279.7
10	1'48.276	22.095	37.037	15.968	33.176	279.0	4	1'45.068	22.204	33.367	15.953	33.544	280.5
11	1'44.253	22.107	33.184	15.764	33.198	280.5	5	1'49.233	24.369	34.164	16.169	34.531	281.2
12	1'44.118	22.009	33.019	15.899	33.191	279.0	6	1'45.599	22.294	33.452	15.999	33.854	280.5
13	1'44.536	22.102	33.231	15.989	33.214	274.8	7	1'45.071	22.240	33.357	15.998	33.476	279.7
14	1'43.725	21.957	32.891	15.675	33.202	277.6	8	1'45.052	22.250	33.325	15.957	33.520	281.2
15	1'46.530	22.877	33.745	16.057	33.851	279.7	9	2'02.106 P	23.957	39.378	16.969	41.802	281.2
16	1'44.412	21.985	33.215	15.856	33.356	280.5	10	34'09.281	25.052	36.535	16.753	34.880	
17	1'44.985	22.187	33.316	16.087	33.395	279.0	11	1'46.154	22.382	33.786	16.114	33.872	279.7
							12	1'45.317	22.222	33.434	16.062	33.599	278.3
							13	1'44.489	22.034	33.190	15.928	33.337	281.2
							14	1'45.077	22.042	33.649	15.888	33.498	282.7
							15	1'44.596	21.926	33.222	15.852	33.596	284.9
							16	1'49.724	24.475	35.249	16.162	33.838	284.9
							17	1'44.804	22.084	33.340	15.919	33.461	282.7
							18	1'48.762	23.919	34.885	16.294	33.664	279.7
							19	1'44.498	21.999	33.059	15.867	33.573	282.7
							20	1'44.607	21.987	33.136	16.010	33.474	282.7
							21	1'44.306	21.885	32.991	15.843	33.587	281.2
							22	2'03.159 P	24.306	37.875	17.956	43.022	283.4

8th 12 Filip SALAC QJMOTOR Gresini Ra CZE
Runs=1 Total laps=7 Full laps=5 Valid laps=5

1	6'02.163	25.153	35.149	16.510	34.367	
2	1'46.182	22.463	33.857	16.230	33.632	272.7
3	1'44.448	22.107	33.180	15.813	33.348	274.1
4	1'44.058	22.033	32.978	15.739	33.308	275.5
5	1'44.482	22.101	33.063	15.884	33.434	276.2
6	1'43.988	21.933	32.997	15.725	33.333	276.9
7	1'58.857 P	23.162	37.166	17.856	40.673	283.4

9th 84 Zonta VD GOORBE Fieten Olie Racing GP NED
Runs=1 Total laps=6 Full laps=4 Valid laps=4

1	3'41.060	21.534	36.773	16.945	34.379	
2	1'45.980	22.509	33.803	16.072	33.596	276.9
3	1'44.474	22.205	33.249	15.910	33.110	280.5
4	1'44.112	21.957	33.211	15.779	33.165	281.2
5	1'44.245	21.970	33.017	15.826	33.432	280.5
6	1'55.015 P	22.828	34.336	16.467	41.384	280.5

10th 19 Lorenzo DALLA PO Pertamina Mandalika ITA
Runs=3 Total laps=20 Full laps=15 Valid laps=15

1	4'43.935	25.533	35.173	16.795	34.451	
2	1'46.634	22.682	33.910	16.294	33.748	273.4
3	1'45.428	22.396	33.411	16.029	33.592	275.5
4	1'44.816	22.179	33.302	16.002	33.333	275.5
5	1'49.158	22.166	33.206	19.377	34.409	276.2
6	1'44.575	22.168	33.136	15.957	33.314	274.8
7	1'44.514	22.061	33.205	15.919	33.329	276.2
8	2'07.384 P	26.812	38.538	18.301	43.733	275.5
9	12'08.881 P	30.114	43.342	20.130	51.511	
10	29'08.759	23.426	35.095	16.559	34.223	
11	1'45.355	22.249	33.572	15.951	33.583	279.0
12	1'44.964	22.111	33.254	15.873	33.726	279.0
13	1'46.707	22.105	34.719	16.240	33.643	276.9
14	1'44.264	22.111	33.147	15.865	33.141	278.3
15	1'54.998	22.102	40.172	16.527	36.197	279.0
16	1'44.763	21.985	33.460	15.807	33.511	275.5
17	1'44.143	21.959	33.071	15.767	33.346	278.3
18	1'48.548	25.161	33.784	16.185	33.418	281.2
19	1'44.601	21.993	33.158	15.964	33.486	276.9
20	1'57.447 P	21.926	33.142	15.975	46.404	276.2

11th 15 Darryn BINDER Liqui Moly Husqvarna RSA
Runs=2 Total laps=22 Full laps=18 Valid laps=18

1	2'35.307	23.072	37.088	17.352	34.624	
2	1'46.402	22.635	33.799	16.106	33.862	279.7

12th 52 Jeremy ALCOBA QJMOTOR Gresini Ra SPA
Runs=2 Total laps=9 Full laps=6 Valid laps=6

1	2'34.378	21.938	35.838	16.823	34.183	
2	1'45.631	22.332	33.554	16.135	33.610	274.1
3	1'45.359	22.392	33.488	16.077	33.402	272.7
4	1'44.340	22.106	33.157	15.866	33.211	274.1
5	1'45.121	22.136	33.474	15.908	33.603	277.6
6	1'44.937	22.190	33.362	16.150	33.235	279.0
7	1'44.453	22.076	33.163	15.945	33.269	273.4
8	1'51.311 P	21.949	33.220	15.912	40.230	275.5
9	9'11.048 P	23.100	41.198	18.218	42.395	

13th 11 Sergio GARCIA Pons Wegow Los40 SPA
Runs=3 Total laps=25 Full laps=20 Valid laps=20

1	2'27.761	22.571	34.533	16.337	33.955	
2	1'45.743	22.284	33.536	16.278	33.645	278.3
3	1'45.375	22.158	33.369	16.193	33.655	276.9
4	1'44.788	22.318	33.104	16.043	33.323	276.9
5	1'44.660	22.053	33.079	16.005	33.523	275.5
6	1'44.825	22.152	33.308	15.949	33.416	274.8
7	1'44.959	22.012	33.287	16.098	33.562	276.9
8	1'44.627	22.008	33.104	16.043	33.472	276.2
9	1'52.979 P	22.784	34.394	16.480	39.321	277.6
10	29'08.830	25.098	35.226	16.442	33.900	
11	1'45.751	22.377	33.598	16.125	33.651	275.5
12	1'45.450	22.205	33.494	16.045	33.706	277.6
13	1'48.969	22.195	33.763	18.468	34.543	273.4
14	1'45.322	22.125	33.299	16.134	33.764	276.2
15	1'44.589	22.021	33.166	15.940	33.462	276.9
16	1'44.740	22.068	33.073	16.076	33.523	275.5
17	1'45.001	22.167	33.238	16.017	33.579	277.6
18	1'44.415	21.890	33.169	15.978	33.378	281.2
19	1'44.469	21.919	33.149	15.954	33.447	281.2
20	1'50.452 P	21.822	33.394	16.335	38.901	279.7
21	5'47.865	21.553	33.997	16.193	33.823	

Fastest Lap: Sam LOWES Elf Marc VDS Racing GBR 1'43.245 21.964 32.843 15.616 32.822

These data/results cannot be reproduced, stored and/or transmitted in whole or in part by any manner of electronic, mechanical, photocopying, recording, broadcasting or otherwise now known or herein after developed without the previous express consent by the copyright owner, except for reproduction in daily press and regular printed publications on sale to the public within 60 days of the event related to those data/results and always provided that copyright symbol appears together as follows below.
© DORNA, 2023

Day 1 Session 3

Moto2

Lap	Lap Time	T1	T2	T3	T4	Speed	Lap	Lap Time	T1	T2	T3	T4	Speed
22	1'49.199	25.539	33.668	16.116	33.876	277.6	18	1'45.419	22.139	33.369	15.999	33.912	281.2
23	1'45.365	22.213	33.409	16.050	33.693	278.3	19	1'51.665	23.467	36.912	16.679	34.607	278.3
24	1'45.184	22.001	33.481	15.981	33.721	279.7	18th 5 Kohta NOZANE Yamaha VR46 Master JPN						
25	1'44.778	22.031	33.189	16.011	33.547	276.2	Runs=2 Total laps=13 Full laps=9 Valid laps=9						
14th 24 Marcos RAMIREZ Forward Team SPA							1	3'02.708	24.807	36.314	16.921	34.900	
Runs=1 Total laps=8 Full laps=6 Valid laps=6							2	1'47.428	22.812	34.094	16.357	34.165	267.9
1	2'35.497	21.226	35.503	16.931	34.522		3	1'47.105	22.738	33.773	16.288	34.306	266.0
2	1'46.379	22.722	33.631	16.146	33.880	280.5	4	1'46.664	22.764	33.565	16.205	34.130	266.6
3	1'45.165	22.416	33.320	15.788	33.641	280.5	5	1'50.494	22.708	34.341	19.174	34.271	266.0
4	1'45.616	22.455	33.562	15.984	33.615	277.6	6	1'53.095	22.566	33.521	20.502	36.506	268.6
5	1'44.871	22.403	33.168	15.791	33.509	278.3	7	1'46.185	22.499	33.544	16.128	34.014	269.3
6	1'44.757	22.258	33.098	15.734	33.667	277.6	8	2'02.031 P	23.695	35.442	16.890	46.004	269.3
7	1'44.706	22.214	33.190	15.814	33.488	277.6	9	44'23.918	25.361	36.815	18.917	37.386	
8	1'58.462 P	25.261	36.675	16.957	39.569	279.0	10	1'47.292	22.755	34.064	16.352	34.121	271.3
15th 16 Joe ROBERTS Italtrans Racing Team USA							11	1'55.064	24.238	36.093	17.336	37.397	268.6
Runs=2 Total laps=7 Full laps=4 Valid laps=4							12	1'45.659	22.251	33.542	16.144	33.722	274.1
1	7'48.873	29.599	35.495	16.599	34.040		13	2'00.819 P	22.275	36.431	16.560	45.553	272.7
2	1'45.862	22.237	33.809	16.060	33.756	277.6	19th 98 David SANCHIS Forward Team SPA						
3	1'48.537	22.070	33.524	16.625	36.318	276.2	Runs=2 Total laps=17 Full laps=13 Valid laps=13						
4	1'45.151	22.061	33.540	15.982	33.568	276.9	1	2'14.053	22.686	35.368	16.839	34.684	
5	1'44.775	22.014	33.479	15.898	33.384	279.0	2	1'46.788	22.786	33.643	16.283	34.076	270.6
6	2'03.229 P	22.863	41.863	17.159	41.344	280.5	3	1'46.060	22.480	33.562	16.009	34.009	270.6
7	9'59.200 P	27.998	39.036	18.374	45.780		4	1'46.384	22.842	33.653	16.086	33.803	268.6
16th 72 Borja GOMEZ Fantic Racing SPA							5	1'45.892	22.597	33.456	16.130	33.709	271.3
Runs=1 Total laps=8 Full laps=6 Valid laps=6							6	1'45.673	22.454	33.519	16.055	33.645	270.6
1	3'17.882	22.109	34.612	16.518	34.523		7	1'45.908	22.472	33.662	16.099	33.675	270.6
2	1'46.300	22.374	33.788	16.297	33.841	276.9	8	1'45.827	22.488	33.561	16.091	33.687	268.6
3	1'46.269	22.520	33.636	16.248	33.865	277.6	9	2'03.368 P	22.423	37.007	18.024	45.914	272.0
4	1'45.739	22.323	33.578	16.093	33.745	275.5	10	41'42.543	22.594	35.216	16.966	34.970	
5	1'45.493	22.202	33.494	16.161	33.636	276.2	11	1'47.030	22.721	34.209	16.305	33.795	273.4
6	1'45.189	22.262	33.343	16.053	33.531	277.6	12	1'46.229	22.583	33.624	16.127	33.895	273.4
7	1'45.243	22.186	33.360	16.109	33.588	276.9	13	1'45.828	22.298	33.699	16.062	33.769	272.7
8	1'53.933 P	22.326	34.186	16.133	41.288	275.5	14	1'45.774	22.409	33.560	16.097	33.708	272.0
17th 71 Dennis FOGGIA Italtrans Racing Team ITA							15	1'45.754	22.466	33.574	16.051	33.663	272.0
Runs=3 Total laps=19 Full laps=15 Valid laps=15							16	1'45.675	22.378	33.463	16.024	33.810	270.6
1	7'49.329	25.650	35.417	16.669	34.297		17	1'59.919 P	22.892	35.895	17.432	43.700	271.3
2	1'45.835	22.268	33.613	16.177	33.777	279.0	20th 33 Rory SKINNER American Racing GBR						
3	1'45.792	22.268	33.539	16.130	33.855	281.9	Runs=2 Total laps=9 Full laps=6 Valid laps=6						
4	1'45.735	22.102	33.468	16.073	34.092	279.0	1	2'53.273	22.065	36.556	17.051	34.778	
5	1'45.660	22.128	33.491	16.118	33.923	276.9	2	1'47.829	22.616	34.430	16.585	34.198	270.6
6	2'04.073 P	24.629	41.190	17.246	41.008	277.6	3	1'46.898	22.416	34.060	16.279	34.143	271.3
7	10'00.478 P	27.459	40.311	19.262	44.173		4	1'46.143	22.433	33.673	16.158	33.879	272.7
8	29'56.462	24.049	34.851	16.403	40.071		5	1'46.026	22.254	33.678	16.292	33.802	273.4
9	1'45.773	22.239	33.579	16.147	33.808	279.0	6	1'45.760	22.152	33.744	16.150	33.714	271.3
10	1'45.353	22.044	33.446	16.074	33.789	280.5	7	1'45.736	22.273	33.614	16.165	33.684	272.0
11	1'50.111	22.086	35.245	16.904	35.876	280.5	8	1'59.094 P	22.362	37.139	16.269	43.324	273.4
12	1'45.389	22.250	33.420	16.050	33.669	284.2	9	12'11.536 P	24.435	42.229	19.186	47.168	
13	1'45.212	22.135	33.263	16.108	33.706	277.6	21st 4 Sean Dylan KELLY American Racing USA						
14	1'52.492	22.084	36.885	17.744	35.779	276.9	Runs=2 Total laps=12 Full laps=8 Valid laps=8						
15	1'45.610	22.082	33.523	16.066	33.939	277.6	1	2'19.170	25.862	35.981	16.968	35.393	
16	1'45.784	22.166	33.523	16.113	33.982	278.3	2	1'48.088	23.288	34.159	16.400	34.241	263.4
17	1'52.197	25.124	35.330	17.182	34.561	278.3	3	1'46.910	22.861	33.700	16.234	34.115	266.6

Fastest Lap: Sam LOWES Elf Marc VDS Racing GBR **1'43.245** 21.964 32.843 15.616 32.822

These data/results cannot be reproduced, stored and/or transmitted in whole or in part by any manner of electronic, mechanical, photocopying, recording, broadcasting or otherwise now known or herein after developed without the previous express consent by the copyright owner, except for reproduction in daily press and regular printed publications on sale to the public within 60 days of the event related to those data/results and always provided that copyright symbol appears together as follows below.
© DORNA, 2023

Official MotoGP Timing by TISSOT
www.motogp.com

Portimao, Friday, March 17, 2023

Page 3 of 4



Day 1 Session 3

Moto2

Lap	Lap Time	T1	T2	T3	T4	Speed	Lap	Lap Time	T1	T2	T3	T4	Speed
4	1'46.412	22.732	33.520	16.193	33.967	268.6							
5	1'46.451	22.708	33.659	16.175	33.909	267.3							
6	1'46.081	22.759	33.418	16.100	33.804	267.3							
7	1'46.010	22.633	33.410	16.114	33.853	269.3							
8	1'45.902	22.578	33.397	16.148	33.779	270.0							
9	1'58.634 P	22.682	36.732	17.426	41.794	272.7							
10	7'37.933	23.249	36.470	17.018	37.120								
11	1'47.533	23.115	33.950	16.306	34.162	266.6							
12	1'58.366 P	22.549	33.903	16.509	45.405	268.6							

22nd 28 IZAN GUEVARA GASGAS Aspar Team SPA
 Runs=2 Total laps=15 Full laps=11 Valid laps=11

1	5'13.692	22.889	35.863	17.182	35.203								
2	1'49.079	23.113	34.668	16.778	34.520	274.8							
3	1'48.954	23.037	34.625	16.797	34.495	277.6							
4	1'48.082	22.815	34.344	16.550	34.373	275.5							
5	1'47.724	22.601	34.352	16.481	34.290	280.5							
6	1'47.565	22.752	34.182	16.434	34.197	276.9							
7	1'59.297 P	25.184	35.680	17.870	40.563	278.3							
8	41'00.190	22.730	35.089	16.774	34.521								
9	1'47.436	22.718	34.117	16.485	34.116	281.2							
10	1'46.689	22.306	33.842	16.425	34.116	281.9							
11	1'46.777	22.484	33.896	16.359	34.038	279.0							
12	1'54.055	22.578	39.590	17.105	34.782	279.0							
13	1'47.123	22.742	33.833	16.370	34.178	278.3							
14	1'46.871	22.509	33.956	16.343	34.063	276.9							
15	1'59.624 P	24.610	36.602	17.523	40.889	276.9							

Fastest Lap: Sam LOWES Elf Marc VDS Racing GBR **1'43.245** 21.964 32.843 15.616 32.822

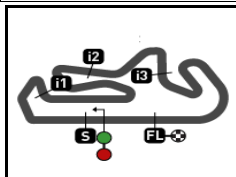
These data/results cannot be reproduced, stored and/or transmitted in whole or in part by any manner of electronic, mechanical, photocopying, recording, broadcasting or otherwise now known or herein after developed without the previous express consent by the copyright owner, except for reproduction in daily press and regular printed publications on sale to the public within 60 days of the event related to those data/results and always provided that copyright symbol appears together as follows below.
 © DORNA, 2023

Official MotoGP Timing by TISSOT
 www.motogp.com

Portimao, Friday, March 17, 2023

Page 4 of 4





4592 m.

Portimao Moto2™ & Moto3™ Official Test

Day 1 Session 3

Best Partial Times

Moto2™

IT Ideal Lap Time, sum of the best partial times

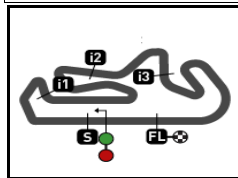
BT Best Lap Time

T1		T2		T3		T4				IT	BT	
Pos	Rider	Time	Rider	Time	Rider	Time	Rider	Time	Pos	Rider	IT	BT
1	M.GONZALEZ	21.782	M.GONZALEZ	32.687	A.CANET	15.589	S.LOWES	32.822	1	S.LOWES	1'43.124	1'43.245 (1)
2	A.CANET	21.797	S.LOWES	32.729	F.ALDEGUER	15.598	A.CANET	32.859	2	A.CANET	1'43.156	1'43.252 (2)
3	S.GARCIA	21.822	T.ARBOLINO	32.817	S.LOWES	15.616	F.ALDEGUER	32.873	3	M.GONZALEZ	1'43.197	1'43.319 (3)
4	F.ALDEGUER	21.823	L.TULOVIC	32.891	M.GONZALEZ	15.637	T.ARBOLINO	32.997	4	F.ALDEGUER	1'43.274	1'43.337 (5)
5	T.ARBOLINO	21.831	A.CANET	32.911	T.ARBOLINO	15.660	J.DIXON	33.090	5	T.ARBOLINO	1'43.305	1'43.323 (4)
6	D.BINDER	21.885	J.DIXON	32.918	L.TULOVIC	15.675	M.GONZALEZ	33.091	6	J.DIXON	1'43.658	1'43.658 (6)
7	L.DALLA PORTA	21.926	F.SALAC	32.978	J.DIXON	15.716	Z.VD GOORBER	33.110	7	L.TULOVIC	1'43.699	1'43.725 (7)
8	F.SALAC	21.933	F.ALDEGUER	32.980	F.SALAC	15.725	L.DALLA PORTA	33.141	8	Z.VD GOORBE	1'43.863	1'44.112 (9)
9	J.DIXON	21.934	D.BINDER	32.991	M.RAMIREZ	15.734	L.TULOVIC	33.176	9	L.DALLA PORT	1'43.905	1'44.143 (10)
10	J.ALCOBA	21.949	Z.VD GOORBER	33.017	L.DALLA PORTA	15.767	J.ALCOBA	33.211	10	F.SALAC	1'43.944	1'43.988 (8)
11	L.TULOVIC	21.957	L.DALLA PORTA	33.071	Z.VD GOORBER	15.779	F.SALAC	33.308	11	D.BINDER	1'44.056	1'44.306 (11)
12	S.LOWES	21.957	S.GARCIA	33.073	D.BINDER	15.843	S.GARCIA	33.323	12	S.GARCIA	1'44.158	1'44.415 (13)
13	Z.VD GOORBER	21.957	M.RAMIREZ	33.098	J.ALCOBA	15.866	D.BINDER	33.337	13	J.ALCOBA	1'44.183	1'44.340 (12)
14	J.ROBERTS	22.014	J.ALCOBA	33.157	J.ROBERTS	15.898	J.ROBERTS	33.384	14	M.RAMIREZ	1'44.534	1'44.706 (14)
15	D.FOGGIA	22.044	D.FOGGIA	33.263	S.GARCIA	15.940	M.RAMIREZ	33.488	15	J.ROBERTS	1'44.775	1'44.775 (15)
16	R.SKINNER	22.152	B.GOMEZ	33.343	D.FOGGIA	15.999	B.GOMEZ	33.531	16	D.FOGGIA	1'44.975	1'45.212 (17)
17	B.GOMEZ	22.186	S.KELLY	33.397	D.SANCHIS	16.009	D.SANCHIS	33.645	17	B.GOMEZ	1'45.113	1'45.189 (16)
18	M.RAMIREZ	22.214	D.SANCHIS	33.456	B.GOMEZ	16.053	D.FOGGIA	33.669	18	D.SANCHIS	1'45.408	1'45.673 (19)
19	K.NOZANE	22.251	J.ROBERTS	33.479	S.KELLY	16.100	R.SKINNER	33.684	19	R.SKINNER	1'45.600	1'45.736 (20)
20	D.SANCHIS	22.298	K.NOZANE	33.521	K.NOZANE	16.128	K.NOZANE	33.722	20	K.NOZANE	1'45.622	1'45.659 (18)
21	I.GUEVARA	22.306	R.SKINNER	33.614	R.SKINNER	16.150	S.KELLY	33.779	21	S.KELLY	1'45.825	1'45.902 (21)
22	S.KELLY	22.549	I.GUEVARA	33.833	I.GUEVARA	16.343	I.GUEVARA	34.038	22	I.GUEVARA	1'46.520	1'46.689 (22)

These data/results cannot be reproduced, stored and/or transmitted in whole or in part by any manner of electronic, mechanical, photocopying, recording, broadcasting or otherwise now known or herein after developed without the previous express consent by the copyright owner, except for reproduction in daily press and regular printed publications on sale to the public within 60 days of the event related to those data/results and always provided that copyright symbol appears together as follows below.
© DORNA, 2023

Official MotoGP Timing by 
www.motogp.com






4592 m.

Portimao Moto2™ & Moto3™ Official Test

Day 1 Session 3

Fastest Laps Sequence

Moto2™

<i>Practice Time</i>	 <i>Rider</i>	<i>Nation</i>	<i>Motorcycle</i>	<i>Time</i>	<i>Km/h</i>	<i>Rider's Lap</i>
4'00.841	98 David SANCHIS	SPA	FORWARD	1'46.788	154.8	2
4'10.853	3 Lukas TULOVIC	GER	KALEX	1'45.165	157.1	2
4'55.456	54 Fermín ALDEGUER	SPA	BOSCOSCURO	1'44.400	158.3	2
4'57.109	18 Manuel GONZALEZ	SPA	KALEX	1'44.241	158.5	2
7'31.029	14 Tony ARBOLINO	ITA	KALEX	1'44.038	158.8	3
8'25.268	18 Manuel GONZALEZ	SPA	KALEX	1'43.782	159.2	4
9'14.710	14 Tony ARBOLINO	ITA	KALEX	1'43.681	159.4	4
10'58.217	14 Tony ARBOLINO	ITA	KALEX	1'43.507	159.7	5
12'41.540	14 Tony ARBOLINO	ITA	KALEX	1'43.323	159.9	6
14'05.859	22 Sam LOWES	GBR	KALEX	1'43.245	160.1	7

These data/results cannot be reproduced, stored and/or transmitted in whole or in part by any manner of electronic, mechanical, photocopying, recording, broadcasting or otherwise now known or herein after developed without the previous express consent by the copyright owner, except for reproduction in daily press and regular printed publications on sale to the public within 60 days of the event related to those data/results and always provided that copyright symbol appears together as follows below.

© DORNA, 2023

Official MotoGP Timing by TISSOT
www.motogp.com

Portimao, Friday, March 17, 2023

